

RACE

2024-2025



 DYNASTAR

LANGE

 LOOK

 KERMA

Race results

SKICROSS



FRA
Clément NOËL
Olympic champion 2022
21 podiums in World Cup including 10 victories
Winter 2023-2024 : 1 podium



FRA
Clara DIREZ
1 World Cup victory



SWE
David MOBAERG
Vice World Champion
2nd of the overall ranking
Winter 2023-2024 : 1 podium



SUI
Gino CAVIEZEL
3 podiums in World Cup



GER
Florian WILMSMANN
Team event World Champion
3rd of the overall ranking
Winter 2023-2024 : 1 podium



FRA
Romane MIRADOLI
2 World Cup podiums including 1 victory



FRA
Yuri DUPLESSIS-KERGOMARD
6 World Cup podiums
Hiver 2023-2024 : 1 podium



CAN
Britt RICHARDSON
World bronze medalist of the 2023 parallel team

SPEED RACE SL



DANAL01	SPEED OMEGLASS WC FIS SL FACTORY 165 R22		
SIZE	RADIUS	SIDECUT	WEIGHT
165	13	119-67-102	
NEW SIDECUT: Y97			

SYSTEM	R22	
	FCLBP02	PX 18 WC ROCKERACE HOT RED
	FCLBS02	SPX 15 ROCKERACE HOT RED

DAMAK01	SPEED OMEGLASS WC FIS SL FACTORY 157 R22		
SIZE	RADIUS	SIDECUT	WEIGHT
157	12	119-66-102	3.5
SIDECUT: Y93			

SYSTEM	R22	
	FCLBS02	SPX 15 ROCKERACE HOT RED
	FCLBP02	PX 18 ROCKERACE HOT RED

DAMAI01	SPEED OMEGLASS WC SL 150 R22		
SIZE	RADIUS	SIDECUT	WEIGHT
150	11	115-66-101	

SYSTEM	R22	
	FCLBS04	SPX 12 ROCKERACE GW HOT RED
	FCLBS02	SPX 15 ROCKERACE HOT RED

SPEED RACE GS



DANGM01	SPEED COURSE WC FIS GS FACTORY 193 R22		
SIZE	RADIUS	SIDECUT	WEIGHT
193	30	100-65-82	4.6
SIDECUT: Y41 NEW CONSTRUCTION			

SYSTEM	R22	
	FCLBP02	PX 18 WC ROCKERACE HOT RED

DAMGL01	SPEED COURSE WC FIS GS FACTORY 188 R22		
SIZE	RADIUS	SIDECUT	WEIGHT
188	30	101-65-81	3.8
SIDECUT: Y49			

SYSTEM	R22	
	FCLBS02	SPX 15 ROCKERACE HOT RED
	FCLBP02	PX 18 ROCKERACE HOT RED

SX



DAMSC01	SPEED WC SX FACTORY R22		
SIZE	RADIUS	SIDECUT	WEIGHT
185	28	102-68-88	2.15
189	29	104-68-89	2.20

SPEED SKIS WITH R22 PLATES* *SG 203 Approved "U16" & "FIS ladies" / ** for women and lightweight men										
MODEL	RADIUS	28 m	28 m	28 m	34 m	> 40 m	> 40 m	> 45 m	> 50 m	
	SIZE	185	186	189	196	203*	209**	212	218	
SPEED WC FIS DH HARD EUROPA CUP	DALY1DH									•
SPEED WC FIS DH MEDIUM EUROPA CUP**	DALY2DH									•
SPEED WC FIS SG EUROPA CUP	DALY1SG						•	•		
SPEED WC FIS SG FACTORY R22	DALSA01						•			
SPEED WC FIS SG FACTORY R22 PX 18 WC ROCKERACE HOT RED	DRLSA01						•			
SPEED WC SG FACTORY R22	DALSB01		•		•					
SPEED WC SG FACTORY R22 SPX 15 ROCKERACE HOT RED	DRLSB01		•		•					
SPEED WC SX FACTORY R22	DALSC01	•		•						



CLÉMENT NOËL
(FRA)

TEAM SL



DAMAF02 SPEED OMEGLASS TEAM SL LIMITED EDITION CLEMENT NOEL R22

SIZE	RADIUS	SIDECUT	WEIGHT
142	10	114-65-99	3.4
149	11	115-65-100	3.6

SYSTEM	R22
FCLBS04	SPX 12 ROCKERACE GW HOT RED

DAMAF01 SPEED OMEGLASS TEAM SL R21 PRO

SIZE	RADIUS	SIDECUT	WEIGHT
128	8	112-65-98	3
135	9	113-65-99	3.2
142	10	114-65-99	3.4
149	11	115-65-100	3.6

SYSTEM	R21_PRO
FCNAS16	SPX 11 GW B73 HOT RED
FCLAN03	NX 10 GW B73 BLACK HOT RED
FCLAN05	NX 7 GW B73 BLACK HOT RED

TEAM GS



DAMDR01 SPEED COURSE TEAM GS 126-171 R21 PRO

SIZE	RADIUS	SIDECUT	WEIGHT
126	13	102-66-80	1.7
134	14	103-66-82	1.9
143	15	104-65-84	2.1
150	16	104-65-85	2.3
158	17	106-65-87	2.5
163	18	107-65-87	2.7
171	19	107-65-88	2.9

SYSTEM	OPEN
FCLAS06	SPX 12 GW B80 HOT RED
FCNAS16	SPX 11 GW B73 HOT RED
FCLAN03	NX 10 GW B73 BLACK HOT RED
FCLAN05	NX 7 GW B73 BLACK HOT RED

DAMDR02 SPEED TEAM PRO 126-134 OPEN

SIZE	RADIUS	SIDECUT	WEIGHT
126	13	102-66-80	1.7
134	14	103-66-82	1.9

SYSTEM	OPEN
FCLAN04	NX 7 GW LIFTER B73 BLACK HOT RED
FCJR007	NX 7 GW RTL B83 BLACK



DLMS05A

LONG SHELL

Size: S / M / L / XL / XXL



LVMLZFO

PODIUM SHOE RETRO

Size: 23.5 to 29.5
Color: Pink White



LVMLZEO

PODIUM SHOE ICON

Size: 23.5 to 29.5
Color: Blue Black



LBN9310

WORLD CUP RS 140

FEATURES
Last: 94mm
Flex: 140
Size: 22.5 to 28.5
Color: Vibrant blue

SHELL
Shell: PU ETHER
Cuff: POLYETHER
Dual Canting
Solid Sole

LINER
Cam-Lock 50mm Strap:
350mm/385mm
World Cup Liner
Core Custom World Cup
World Cup Footbed
World Cup Tongue



LBN1030/LBN1050

RS 130 LV/MV

FEATURES
Last: 97/100mm
Flex: 130
Size: 22.5 to 29.5 / 24.0 to 29.5
Color: Vibrant blue

SHELL
Shell: PU ETHER
Cuff: POLYURETHANE / POLYETHER
Dual Canting
Solid Sole

LINER
Cam-Lock 50mm Strap:
350mm/385mm
World Cup Liner
Core Custom World Cup
Premium Footbed
Custom Tongue



MASTER GS



DAMHE02 SPEED COURSE MASTER GS R22

SIZE	RADIUS	SIDECUT	WEIGHT
169	15	115-70-98	4.1
173	17	115-70-98	4.2
179	19	115-70-97	4.4
183	21	115-71-96	4.5

SYSTEM	R22
FCLBS02	SPX 15 ROCKERACE HOT RED
FCLBS04	SPX 12 ROCKERACE GW HOT RED

DAMHE01 SPEED COURSE MASTER GS KONECT

SIZE	RADIUS	SIDECUT	WEIGHT
169	15	115-70-98	3.9
173	17	115-70-98	4
179	19	115-70-97	4.2
183	21	115-71-96	4.3

SYSTEM	KONECT
FCMS06	SPX 14 KONECT GW B80 BLACK BLUE WHITE

MASTER SL



DAMHG01 SPEED OMEGLASS MASTER SL R22

SIZE	RADIUS	SIDECUT	WEIGHT
150	10	115-66-101	3.4
156	11	116-66-102	3.5
165	12	118-67-104	3.6
170	14	118-67-104	3.7

SYSTEM	R22
FCLBS02	SPX 15 ROCKERACE HOT RED
FCLBS04	SPX 12 ROCKERACE GW HOT RED

DAMZ001 SPEED OMEGLASS MASTER SL KONECT

SIZE	RADIUS	SIDECUT	WEIGHT
156	11	122-68-104	3.3
162	12	122-68-104	3.4
168	13	122-68-104	3.5
170	14	122-68-104	3.6

SYSTEM	KONECT
FCMS06	SPX 14 KONECT GW B80 BLACK BLUE WHITE



SKIROOM

Ski Set Up & Tuning Corner

EDGE SET-UP

▲ From the Factory Race Department

Base edge:

- SL = 0,5°
- GS = 0,75°
- SG = 1,2°
- DH = 1,4°
- Junior race = 0,5°

Side Edge: 87° (3°)

Side Wall Bumper pulled back at 7°

Top Sheet Chamfer: 4°

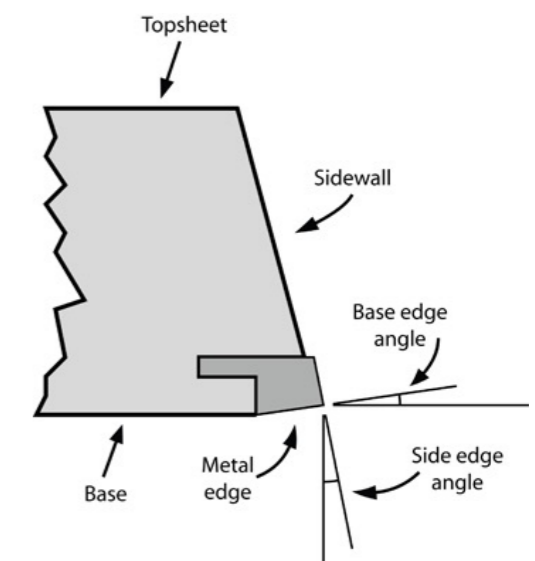
▲ Recommended Racing Angles

Base edge:

- SL = 0,5°
- GS = 0,75°
- Junior race = 0,5°

Side edge:

- SL, GS, Speed, Junior = 87° (3°)



BASE GRIND SET-UP

▲ From the Factory Race Department

Finished on Winterstieger Jupiter Machine


▲ Recommended Racing Angles

SL, GS, Junior

- C1S World Cup technical event grind
- Fastest acceleration
- Optimal top speed all snow conditions

SG & DH

- ML3D World Cup Speed grind
- High top speed with rapid acceleration
- Laser measurement



RACE BINDINGS



PX 18 WC ROCKERACE	
REF	FCLBP02
COLOR	HOT RED



SPX 15 ROCKERACE	
REF	FCLBS02
COLOR	HOT RED



SPX 12 ROCKERACE GW	
REF	FCLBS04
COLOR	HOT RED

JUNIOR BINDINGS



SPX 12 GW		
B80	REF	FCLAS06
	COLOR	HOT RED



SPX 11 GW		
B73	REF	FCNAS16
	COLOR	HOT RED



NX 10 GW			
B73	REF	FCLAN03	
	COLOR	BLACK HOT RED	



NX 7 GW LIFTER		
B73	REF	FCLAN04
	COLOR	BLACK HOT RED



NX 7 GW		
B73	REF	FCLAN05
	COLOR	BLACK HOT RED

RACING PLATES

ENERGY TRANSMISSION



THIBAUT FAVROT (FRA)

1 R22 WC

The R22 plate has been developed with our World cup athletes.

- Boot soles : 264-352 mm
- Compatible bindings : PX18, SPX 15, SPX 14, SPX 12 ROCKERACE
- One Piece
- Metal Inserts
- Metal Side wall for a better grip
- Weight : 395 g (half pair)



2 R21 PRO

The R21 Pro is the junior version of the R22, developed for young Champions.

- Boot soles : 241-317 mm
- Compatible bindings : SPX 10 GW, NX 10 GW, NX 7 GW
- Two Pieces
- Composite inserts
- Weight : 190 g (half pair)



BENEFITS

- Regular flexibility
- Lightweight
- Lifter for better angle
- Better grip



BENEFITS

- Regular flexibility
- Lightweight
- Lifter for better angle

CODE	NAME	COLOUR	Z	SKIERS WEIGHT		TOE PIECE		HEEL PIECE			BINDING WEIGHT 1/2PAIR +/-15g	COMPATIBLE BOOTS SOLE TYPES				LENGTH ADJUSTMENT	HEIGHT		INCLUDED PARTS		
				KG	LBS	TYPE	AFD TYPE	TYPE	BASE	BRAKE / SKI WAIST		ISO 5355 "A"	ISO 5355 "C"	ISO 23223 "A"	ISO 23223 "C"		TOE	HEEL			
RACE																			WITH R22 PLATES		
FCLBP02	PX 18 WC ROCKERACE	Hot Red	10-18	≥79kg	≥175lbs	Race	Race AFD	PX WC ALU	Rockerace	< 80 mm	1635 g	•				20 mm	27,6 mm	31,2 mm	Lifters		
FCLBS02	SPX 15 ROCKERACE	Hot Red	7-15	≥58kg	≥126lbs	Race	Race AFD	SPX Micro	Rockerace	< 80 mm	1295 g	•				20 mm	27,6 mm	31,2 mm			
FCNBS02	SPX 15 ROCKERACE	Black Master	7-15	≥58kg	≥126lbs	Race	Race AFD	SPX Micro	Rockerace	< 80 mm	1295 g	•				20 mm	27,6 mm	31,2 mm			
FCMBS02	SPX 14 ROCKERACE GW	Black Red	5-14	≥42kg	≥92lbs	Full Action	Full Action GW AFD	SPX Micro	Rockerace	< 80 mm	1130 g	•	•			20 mm	30,5 mm	31,2 mm			
FCLBS04	SPX 12 ROCKERACE GW	Hot Red	3,5-12	≥31kg	≥67lbs	Full Action	Full Action GW AFD	SPX Micro	Rockerace	< 80 mm	1130 g	•	•			20 mm	30,5 mm	31,2 mm			
JUNIOR A LA CARTE																					
FCLAS06	SPX 12 GW	Hot Red	3,5-12	≥31kg	≥67lbs	Full Action	Full Action GW AFD	SPX	3P	< 80 mm	1110 g	•	•			45 mm	16,5 mm	19,5 mm			
FCNAS16	SPX 11 GW	Hot Red	3,5-12	≥31kg	≥67lbs	FDC	Full Action GW AFD	SPX	2P	< 73 mm	900 g	•	•			24 mm	14 mm	16 mm			
FCLAN03	NX 10 GW	Black Hot Red	3-10	≥26kg	≥57lbs	FDC	FDC GW AFD	NX	2P	< 73 mm	795 g	•	•			24 mm	14 mm	16 mm			
FCLAN04	NX 7 GW Lifter	Black Hot Red	2-7	22-78kg	48-174lbs	FDC	FDC GW AFD	NX	2P	< 73 mm	880 g	•	Spare part	•	Spare part	24 mm	20 mm	26 mm	Adult G1 Screw Kit		
FCLAN05	NX 7 GW	Black Hot Red	2-7	22-78kg	48-174lbs	FDC	FDC GW AFD	NX	2P	< 73 mm	765 g	•	Spare part	•	Spare part	24 mm	10 mm	16 mm	Adult G1 Screw Kit		

BE FASTER & FASTER

NEW RS



Only one blue.

MANIFESTO

Inspired by the most innovative sports, and the most boundary-pushing performances, our new RS is a gem of marginal gains.

A heart beating for victory,
a soul made for racing

Alone in the start gate, staring down the course. A place where time will slow down with speed. Where stress gives way to adrenaline, and turns doubts into decisions. You are more alive than ever. Everything is about concentration and determination. A deep breath to fill your lungs with fresh air before giving it your all. Dropping in, life distills down to its essence—everything is streamlined: simple, aerodynamic. There is only the rhythm of a heart beating for victory, a soul made for racing.



Marginal gains are
the path to speed

Since 1948, at Lange, speed has been in our DNA, and we've been on an endless quest for it. It's a pursuit that connects the heart, soul, and body of our skiers. An energy that inhabits our boots and fuels the dreams of our athletes.


For over 70 years progression has been the obsession of our True Blue Team. Underpinning every day in the gym, every training run, and every race. That's where our mindset resides: The pursuit of speed sets the course. A course that guides and unites us all: champions, technicians, and R&D team. Speed is a collective goal, one that we've achieved along a path of marginal gains.

Marginal gains are those tiny improvements that push a great performance over the edge, gaining those hundredths of a second, to result in great victories.

More streamlined and aerodynamic than ever

We have pushed our iconic RS Race model to maximum refinement. There is nothing extraneous, no excess. Our RS is more aerodynamic than ever thanks to our partnership with the Formula 1 Sauber-Alfa Romeo Racing team. Together, we conducted wind tunnel tests to develop the most aerodynamic boot on the market.

The 'Air Flow' concept was born in their laboratory, one that pushes the boundaries of science, and shapes the future of sport. It's a revolutionary technology that optimizes the shape of the 3D-molded shell and introduces new buckles to reduce the coefficient of friction and air drag.




NEW GEOMETRY

- Sole length 303mm (size 26.5)
- Forefoot width -0.5mm



NEW SHELL STRUCTURE

- Thicker wall thickness Increased power & rebound
- Reinforced internal Sole Ribs
- New Arch design
- Solid race sole all models



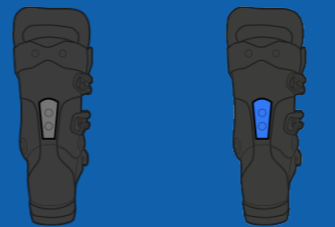
NEW CUFF STRUCTURE

- Pivot hinge location matched with Z WC
- Increased Wall Thickness
- Larger reinforced rear spine support
- Aero Flow design

Race Flex Adjust

Our all-new Air Flow technology is complemented by another flagship innovation: Race Flex Adjust, a plate at the back of the boot that enhances energy transmission between the shell and the cuff. The plate replaces the two conventional screws familiar

to all racers and offers the ability to soften the flex without creating play or energy loss. Our new RS has been designed as an intricate assembly of parts, each delivering maximum performance while harmoniously interfacing for optimal efficiency.




Pu + Carbon Injected Pu 53 = -8% de flex

The maximum allowable torque of the screw for Race Plate (without deformations) PU soft material Blue color is 1.2 N*M.

The extra fine details for speed

WC Z RACE CANTING

Stronger pivot link, internal & external



2 SCREW POWER STRAP ATTACHMENT

Improved wrap consistency



MEASURED BOOT BOARD

Precise & Accurate boot fitting



WORLD CUP range



LBN9240

WORLD CUP RS ZC

FEATURES

Last: 92mm
Flex: 150
Size: 23.5 to 29.5
Color: Vibrant blue

SHELL

Shell: PU ETHER
Cuff: POLYETHER
Dual Canting
Solid Sole
Cam-Lock 50mm
Strap: 350mm/385mm

LINER

World Cup Liner
Core Custom
World Cup
World Cup Footbed
World Cup Tongue



LBN9280

WORLD CUP RS ZJ+

FEATURES

Last: 92+mm
Flex: 130
Size: 22.5 to 28.5
Color: Vibrant blue

SHELL

Shell: PU ETHER
Cuff: POLYETHER
Dual Canting
Solid Sole
Cam-Lock 50mm
Strap: 350mm/385mm

LINER

World Cup Liner
Core Custom
World Cup
World Cup Footbed
World Cup Tongue



LBN9250

WORLD CUP RS ZB

FEATURES

Last: 92mm
Flex: 140
Size: 22.5 to 29.5
Color: Vibrant blue

SHELL

Shell: PU ETHER
Cuff: POLYETHER
Dual Canting
Solid Sole
Cam-Lock 50mm
Strap: 350mm/385mm

LINER

World Cup Liner
Core Custom
World Cup
World Cup Footbed
World Cup Tongue



LBN9260

WORLD CUP RS ZA

FEATURES

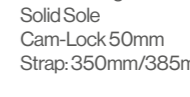
Last: 92mm
Flex: 130
Size: 22.5 to 29.5
Color: Vibrant blue

SHELL

Shell: PU ETHER
Cuff: POLYETHER
Dual Canting
Solid Sole
Cam-Lock 50mm
Strap: 350mm/385mm

LINER

World Cup Liner
Core Custom
World Cup
World Cup Footbed
World Cup Tongue



LBN9300

WORLD CUP RS ZSOFT +

FEATURES

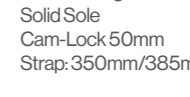
Last: 92+mm
Flex: 110
Size: 22.5 to 28.5
Color: Vibrant blue

SHELL

Shell: PU ETHER
Cuff: POLYETHER
Dual Canting
Solid Sole
Strap: 40mm

LINER

World Cup Liner
Core Custom
World Cup
World Cup Footbed
World Cup Tongue



JUNIOR range



LBN1310

RS 110 SC

FEATURES

Last: 97mm
Flex: 110
Size: 23 to 28.5
Color: Vibrant blue

SHELL

Shell: POLYURETHANE
Cuff: POLYURETHANE
Dual Canting
Solid Sole
Strap: 40mm

LINER

Dual 3D Liner Pro
Core Custom 2
Premium Footbed
Custom Tongue



LBN5010

RS 90 SC

FEATURES

Last: 97mm
Flex: 90
Size: 21.5 to 28.5
Color: Vibrant blue

SHELL

Shell: POLYURETHANE
Cuff: POLYURETHANE
External Canting
Solid Sole
Strap: 30mm

LINER

Dual 3D Liner Perf
Core Custom 3
Premium Footbed
Custom Tongue



LBN5030

RS 70 SC

FEATURES

Last: 97mm
Flex: 70
Size: 21.5 to 28.5
Color: Vibrant blue

SHELL

Shell: POLYURETHANE
Cuff: LYFRAN
External Canting
Solid Sole
Strap: 30mm

LINER

Dual 3D Liner Perf
Core Custom 3
Premium Footbed
Custom Tongue

Ski boots also available with flex 110 (RS 110 SC) and 120 (RS 120 SC)



DKJP100 KERMA LEG PROTECTION SR
sizes : M - L
weight : 600 g



DKJP101 KERMA LEG PROTECTION JR
sizes : S
weight : 500 g



DKJP102 KERMA HAND PROTECTION
sizes : TU
weight : 400 g



DKJP104 KERMA FOREARM PROTECTION SR
sizes : TU
weight : 300 g



DKJP103 KERMA FOREARM PROTECTION JR
sizes : TU
weight : 200 g

RACE

DDMG002 SPEED GS-SG SR

sizes : 115-135 cm diameter : 18 mm weight : 240 g



DDMG003 SPEED SL SR

sizes : 115-135 cm diameter : 18 mm weight : 245 g



DDMG004 SPEED

sizes : 115-135 cm diameter : 18 mm weight : 255 g



JUNIOR / RACE

DDMG005 SPEED GS-SG JR

sizes : 90-115 cm diameter : 16 mm weight : 180 g



DDMG006 SPEED SL JR

sizes : 90-115 cm diameter : 16 mm weight : 180 g



RACING JACKET ADULT

DLMS01A

Sizes XS / S / M / L / XL / XXL

RACING JACKET JUNIOR

DLMS01J

Sizes 8 years / 10 years / 12 years / 14 years



INNER JACKET ADULT

DLMS04A

Sizes XS / S / M / L / XL / XXL

INNER JACKET JUNIOR

DLMS04J

Sizes 8 years / 10 years / 12 years / 14 years



SLALOM SHORT ADULT

DLMS02A

Sizes XS / S / M / L / XL / XXL

SLALOM SHORT JUNIOR

DLMS02J

Sizes 8 years / 10 years / 12 years / 14 years



RACING PANT ADULT

DLMS03A

Sizes XS / S / M / L / XL / XXL

RACING PANT JUNIOR

DLMS03J

Sizes 8 years / 10 years / 12 years / 14 years



RACING SUIT ADULT

DLMS06A

Sizes S / M / L / XL / XXL

GIANT SUIT JUNIOR

DLMS06J

Sizes 12 years / 14 years



ONE PIECE ADULT

DLMS07A

Sizes XS / S / M / L / XL / XXL

ONE PIECE JUNIOR

DLMS07J

Sizes 12 years / 14 years



DKKB100

F-TEAM CARGO BAG

Capacity/Volume 130 L
Size L810 x W410 x H400 mm
Weight 5.90 KG



DKKB101

F-TEAM CABIN BAG

Capacity/Volume 50 L
Size L520 x W320 x H300 mm
Weight 2.90 KG



DKKB103 **A**

F-TEAM EXTENDABLE 2 PAIRS PADDED 160/210 CM

Capacity/Volume 2 PAIRS
Size L1600-2100 x W220 x H220 mm
Weight 1.40 KG



DKKB102 **B**

F-TEAM EXTENDABLE 2 PAIRS PADDED WHEELED 170/220 CM

Capacity/Volume 2 PAIRS
Size L1700-2200 x W360 x H220 mm
Weight 3.70 KG

DKIB000

SKI STRAP

Size L570*W5*H50 mm



LANGE RACER BAG SMALL

LKNB103

FEATURES
VOLUME (L) : 75
WEIGHT (KG) : 1,3
DIMENSIONS (mm) :
L360*W380*H600



LANGE COMPACT BOOT BAG

LKNB105

FEATURES
VOLUME (L) : 35
WEIGHT (KG) : 1,41
DIMENSIONS (mm) :
L290*W140*H610



LANGE RACER BAG

LKNB102

FEATURES
VOLUME (L) : 80
WEIGHT (KG) : 1,9
DIMENSIONS (mm) :
L490*W280*H700



LANGE BACKPACK

LKNB107

FEATURES
VOLUME (L) : 45
WEIGHT (KG) : 1,3
DIMENSIONS (mm) :
L300*W140*H480



LANGE PRO BOOT BAG

LKNB106

FEATURES
VOLUME (L) : 45
WEIGHT (KG) : 0,72
DIMENSIONS (mm) :
L380*W240*H400



LANGE MEDIUM BOOT BAG

LKNB108

FEATURES
VOLUME (L) : 40
WEIGHT (KG) : 0,7
DIMENSIONS (mm) :
L240*W390*H440



BASIC BOOT BAG

LKNB109

FEATURES
VOLUME (L) : 40
WEIGHT (KG) : 0,44
DIMENSIONS (mm) :
L240*W390*H440

ROSSIGNOL RACE I SVERIGE

RACING ANSVARIG

Patrik Dahlin
patrik.dahlin@josport.se 070-631 08 64

RACING SERVICE

Daniel Blank
daniel.blank@josport.se 070-627 32 03

BUTIKER RACE

Alpingaraget	Stockholm	070-285 85 14
Intersport	Sunne	070-736 88 84
Skishop	Vemdalen	070-545 52 02
Skistar	Vemdalen	070-890 66 66
Dalskidan	Sälen	070-533 49 83
Skifix	Boden	070-394 57 86
Udéns	Göteborg	070-87235 51
Åre Skidsport	Åre	070-341 77 00
Runes Sport	Skinnskatteberg	070-520 61 60

PROMOTÖRER

Per Andersson	Rättvik	070-258 35 40
per_a0248@hotmail.com		
Peter Holmqvist	Östersund	070-249 47 34
sportpeter@hotmail.com		
Peter von Reedtz	Gävle	073-805 42 94
peter_von_reedtz@yahoo.com		



KONTRAKTSANSÖKAN

 DYNASTAR

 LANGE

 LOOK

 KERMA